

# MCP Indoor Call Point Range

## Double Pole Changeover Contact Model (Red Versions)



### > Product Benefits

- Unique 'Plug & Play' installation concept
- Total 'Flex-Ability' in the choice of operating element
- Anti-Tamper facility
- Enhanced aesthetics
- Fully approved to the latest standards
- Backward compatibility



### Product Overview

Installation efficiency, flexibility and full compliance with the latest standards are at the heart of the new MCP Indoor Call Point range.


Installation time and ultimately cost, are of paramount importance to any fire or security installer. The MCP range directly reflects this need by providing a unique 'plug and play' concept designed specifically to reduce installation time. All new MCP products utilise a special terminal block, where all initial installation cabling is terminated. This terminal block is then simply connected to the back of the MCP. Simple, but effective with no re-termination required and no time wasted.

Through new standards and legislation, both break glass and resettable operating elements can now be used within a manual call point. To provide you with the greatest 'flex-ability', the new MCP range can be configured as either a break glass or resettable unit by simply changing from one element to another. No other additional parts or alternative products need to be ordered.

All MCP Indoor Call Point products also help preserve the integrity of the overall system as illegal removal of the product lid will result in the call point operating and the system going in to alarm.

Full compliance with the latest standards is essential and the new MCP indoor call point range is fully approved to the latest EN54-11 standard.

The MCP4A product version is supplied with a double pole changeover set of contacts. The product utilises two terminal blocks and wiring to the relevant terminals on these terminal connector blocks provides either a 'normally open' or 'normally closed' operation (see wiring diagram overleaf).

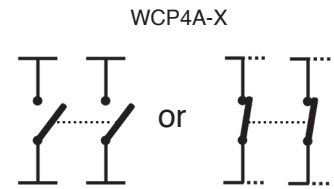




## Electrical Specification

Connection Details: See Figure .1  
 Cable Termination: 0.5-2.5mm<sup>2</sup>  
 Maximum Voltage: 30VDC  
 Current Rating (switch only): 2 Amps

Figure .1

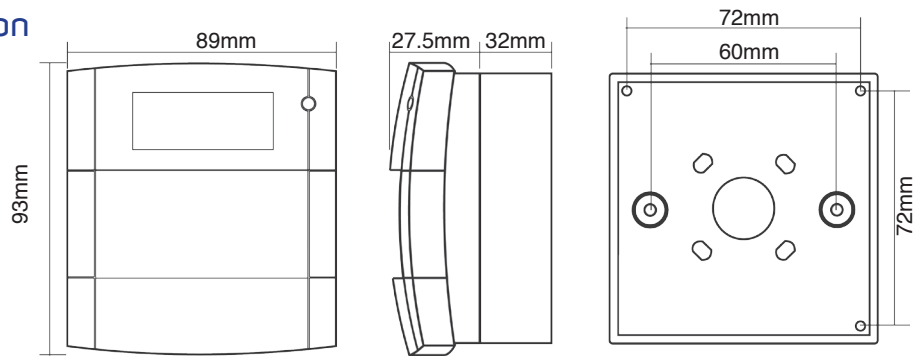


## Environmental Specification

Humidity: 0-95% non-condensing  
 Operating Temperature: -10°C to +55°C  
 Storage Temperature: -10°C to +55°C  
 Ingress Protection (IP) Rating: IP24D

## Mechanical Specification

Material: PC/ABS  
 Weight: 110g Flush  
 160g Surface  
 Colour: Red, Ral 3001



## Ordering Information

Model	Electrical Configuration	Mounting	Operating Element	Markings
Stock				
MUS4A-R000FG-01	N/O & N/C contacts 30VDC	Flush	Glass	EN54-11
MUS4A-R000SG-01	N/O & N/C contacts 30VDC	Surface	Glass	EN54-11
MUS4A-R000SF-01	N/O & N/C contacts 30VDC	Surface	Flexi	EN54-11
Non-Stock				
MCP4A-R000FG-01	N/O & N/C contacts 30VDC	Flush	Glass	EN54-11
MCP4A-R000SG-01	N/O & N/C contacts 30VDC	Surface	Glass	EN54-11
MCP4A-R000SF-01	N/O & N/C contacts 30VDC	Surface	Flexi	EN54-11

N/C = Normally Closed Contact  
 N/O = Normally Open Contact  
 SAV = Savwire system

### Accessories

Code	Description
SC070	Pack Of Ten Test Keys
KG1 x5	Pack Of Five Glass Elements
PS210	Flexible Operating Element
PS200	Plain Hinged Cover
SC071	Pack Of Ten Terminal Blocks

> KAC Alarm Company Limited  
 15 - 19 Trescott Road,  
 Smallwood, Redditch,  
 Worcestershire B98 7AH.  
 England.  
 Telephone: +44 (0) 1527 406655  
 Fax: +44 (0) 1527 406677  
 e-mail: marketing@kac.co.uk